

Garfield Heights City School District

Monthly Financial Report

Fiscal Year 2024 Revenue and Expenditure Activity Through March

Table of Contents

FISCAL YEAR 2024 REVENUE AND EXPENDITURE ANALYSIS THROUGH MARCH	3
FISCAL YEAR 2024 MONTHLY REVENUE ANALYSIS - MARCH	4
FISCAL YEAR 2024 REVENUE ANALYSIS - JULY - MARCH	5
FISCAL YEAR 2024 MONTHLY EXPENDITURE ANALYSIS - MARCH	6
FISCAL YEAR 2024 EXPENDITURE ANALYSIS - JULY - MARCH	7

FISCAL YEAR 2024 REVENUE AND EXPENDITURE ANALYSIS THROUGH MARCH

1. ACTUAL COMPARED TO FORECAST VARIANCE AND NET FAVORABILITY ANALYSIS

CURRENT YEAR-TO-DATE REVENUE COLLECTIONS INDICATE A

\$42,310

FAVORABLE COMPARED TO FORECAST

CURRENT YEAR-TO-DATE EXPENDITURES INDICATE A

\$689,896

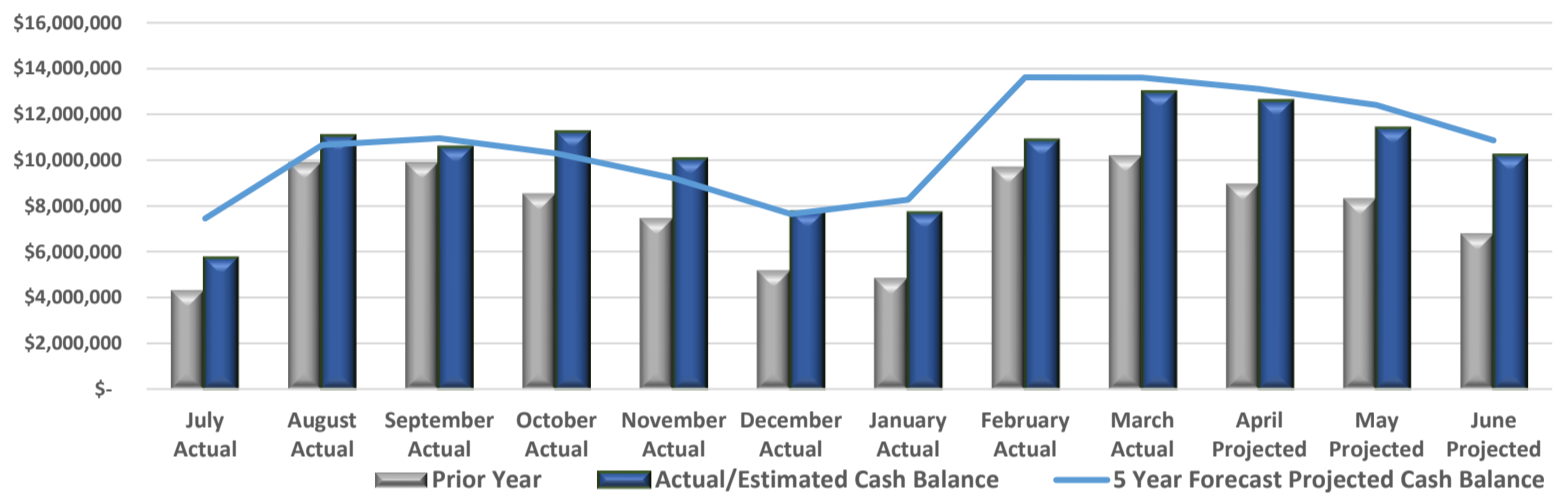
UNFAVORABLE COMPARED TO FORECAST

POTENTIAL NET IMPACT WOULD RESULT IN A

\$647,586

UNFAVORABLE IMPACT ON THE CASH BALANCE

2. VARIANCE AND CASH BALANCE COMPARISON



CURRENT MONTHLY CASH FLOW ESTIMATES A JUNE 30, 2024 CASH BALANCE OF

\$10,219,400


Current monthly cash flow estimates, including actual data through March indicate that the June 30, 2024 cash balance will be \$10,219,400, which is \$647,586 less than the five year forecast of \$10,866,987.

June 30 ESTIMATED CASH BALANCE IS

\$(647,586)

LESS THAN THE FORECAST/BUDGET AMOUNT

3. FISCAL YEAR 2024 REVENUE SHORTFALL/SURPLUS ANALYSIS (BASED UPON ACTUAL/ESTIMATED VARIANCE)



OPERATING SURPLUS OF

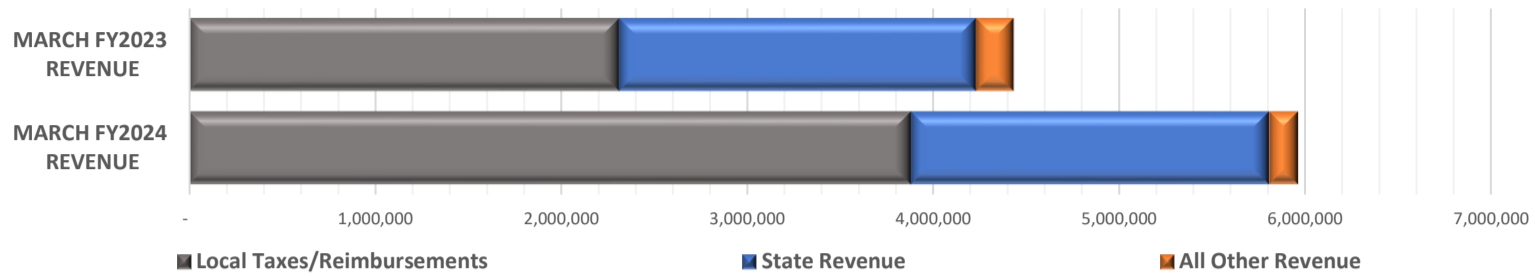
\$3,446,254

WILL INCREASE THE CASH BALANCE BY THE END OF THE FISCAL YEAR

Current cash flow monthly trend-estimates indicate this year's ending June 30 cash balance will INCREASE \$3,446,254 compared to last fiscal year ending June 30. This surplus outcome is the result of the cash flow revenue estimate of \$46,461,708 totaling more than estimated cash flow expenditures of \$43,015,453.

FISCAL YEAR 2024 MONTHLY REVENUE ANALYSIS - MARCH

1. MARCH REVENUE COLLECTIONS COMPARED TO PRIOR YEAR



	Actual Revenue Collections For March	Prior Year Revenue Collections		Actual Compared to Last Year
Local Taxes/Reimbursements	3,879,588	2,312,236	▲	1,567,352
State Revenue	1,928,585	1,918,117	▲	10,469
All Other Revenue	155,935	204,860	▼	(48,925)
Total Revenue	5,964,108	4,435,213	▲	1,528,896

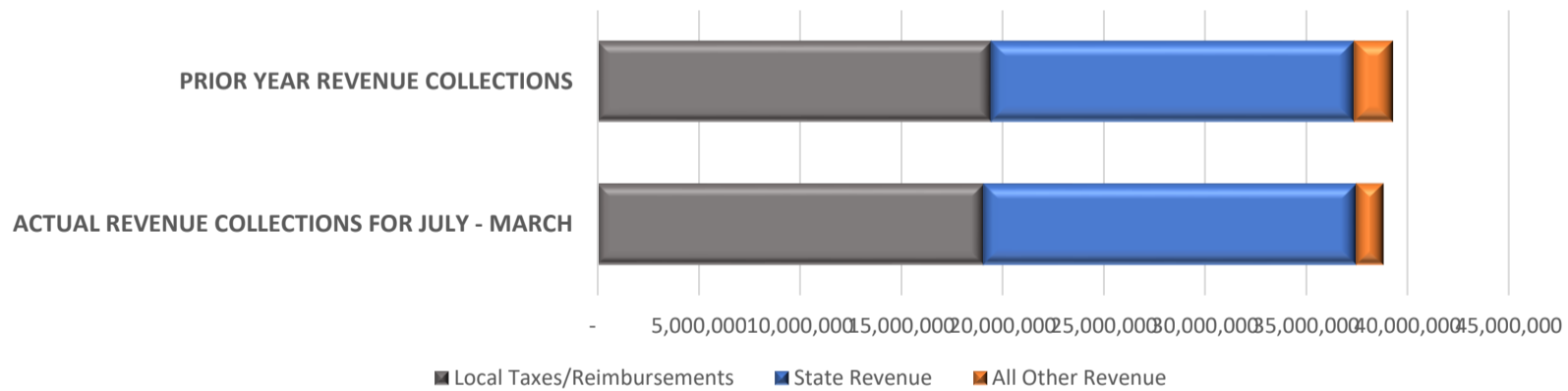
Actual revenue for the month was up

\$1,528,896

compared to last year.

Overall total revenue for March is up 34.5% (\$1,528,896). The largest change in this March's revenue collected compared to March of FY2023 is higher local taxes (\$1,568,032) and higher unrestricted grants in aid (\$118,176). A single month's results can be skewed compared to a prior year because of the timing of revenue received. The fiscal year-to-date results, when involving additional months of revenue activity can provide more insight.

2. ACTUAL REVENUE RECEIVED THROUGH MARCH COMPARED TO THE PRIOR YEAR



	Actual Revenue Collections For July - March	Prior Year Revenue Collections For July - March		Current Year Compared to Last Year
Local Taxes/Reimbursements	19,076,153	19,436,382	▼	(360,229)
State Revenue	18,401,810	17,930,329	▲	471,482
All Other Revenue	1,320,850	1,891,232	▼	(570,381)
Total Revenue	38,798,813	39,257,942	▼	(459,129)

COMPARED TO THE SAME PERIOD, TOTAL REVENUES ARE

\$459,129

LOWER THAN THE PREVIOUS YEAR

Fiscal year-to-date General Fund revenue collected totaled \$38,798,813 through March, which is -\$459,129 or -1.2% lower than the amount collected last year. The largest difference in revenue when comparing current year-to-date revenue collected through March to the same period last year is unrestricted grants in aid revenue coming in \$862,691 higher compared to the previous year, followed by advances in coming in -\$658,700 lower.

FISCAL YEAR 2024 REVENUE ANALYSIS - JULY - MARCH

3. POSSIBLE CASH FLOW VARIANCE FROM FORECAST DUE TO FYTD ACTUAL RESULTS

CURRENT YEAR-TO-DATE REVENUE
COLLECTIONS INDICATE A

\$42,310

FAVORABLE COMPARED TO
FORECAST

	Forecast Annual Revenue Estimates	Cash Flow Actual/Estimated Calculated Annual Amount	Current Year Forecast Compared to Actual/Estimated
Loc. Taxes/Reimbur.	19,703,017	19,967,651	264,634
State Revenue	24,919,158	24,490,678	(428,480)
All Other Revenue	1,797,223	2,003,379	206,156
Total Revenue	46,419,398	46,461,708	42,310

The top two categories (unrestricted grants in aid and restricted aid state), represents 1012.7% of the variance between current revenue estimates and the amounts projected in the five year forecast.

The total variance of \$42,310 (current revenue estimates vs. amounts projected in the five year forecast) is equal to .09% forecast annual revenue

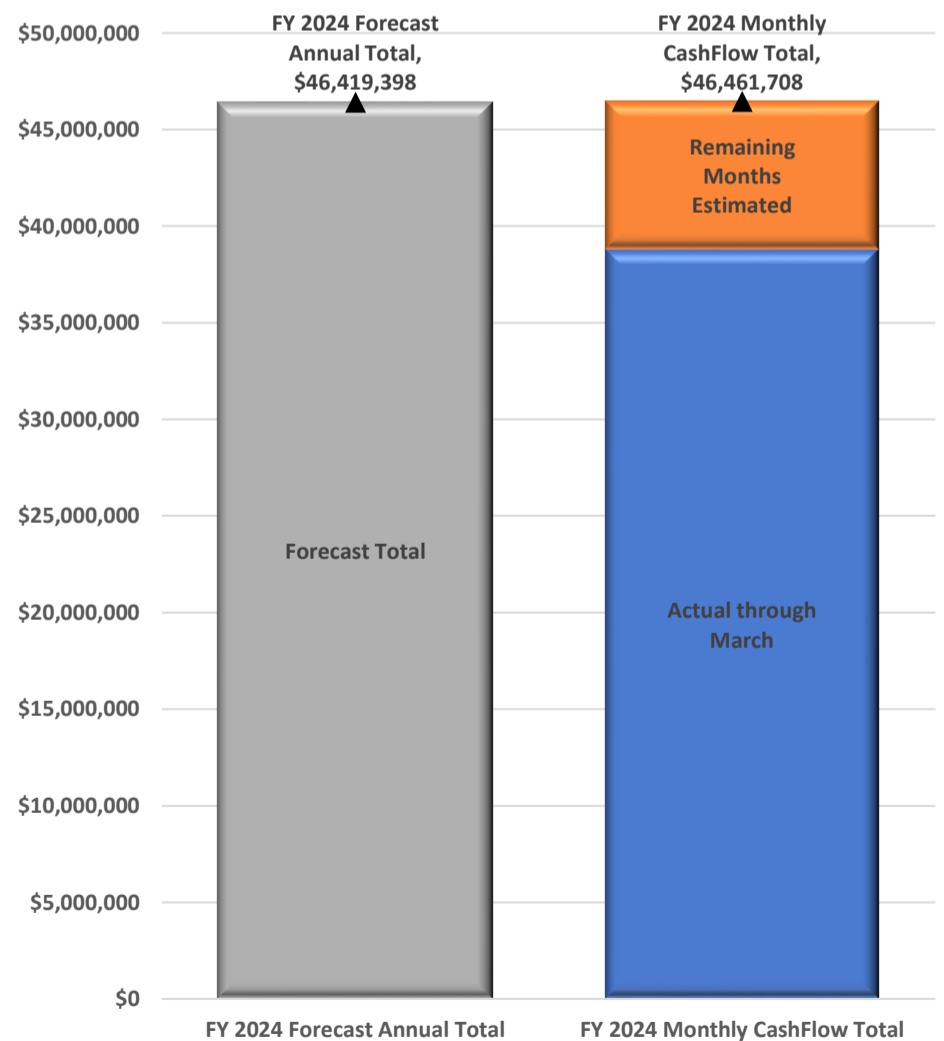
Top Forecast vs. Cash Flow Actual/Estimated Amounts

Variance Based on Actual/Estimated Annual Amount	Expected Over/(Under) Forecast
Unrestricted Grants In Aid ▼	(214,542)
Restricted Aid State ▼	(213,938)
Local Taxes ▲	171,188
Investment Earnings ▲	140,959
All Other Revenue Categories ▲	158,642
Total Revenue ▲	42,310

4. REVENUE VARIANCE ANALYSIS OF POTENTIAL IMPACT

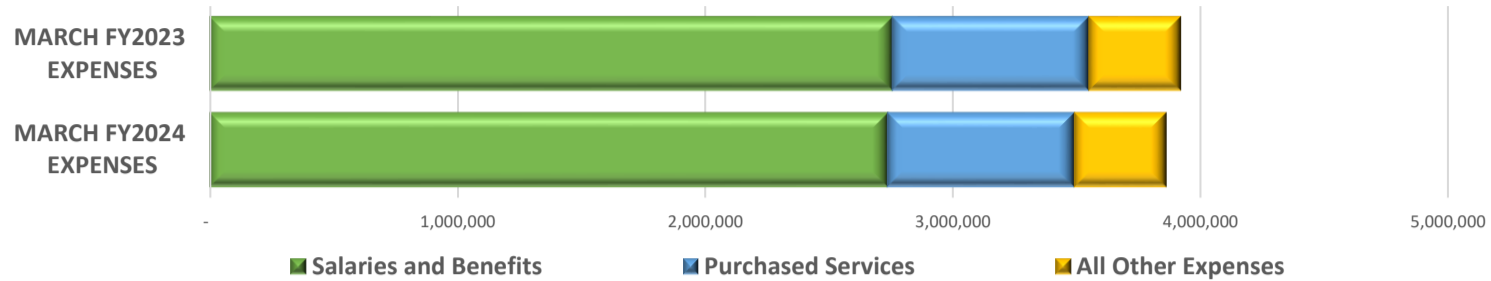
Results through March indicate a favorable variance of \$42,310 compared to the forecast total annual revenue. This means the forecast cash balance could be improved.

The fiscal year is 75% complete. Monthly cash flow, comprised of 9 actual months plus 3 estimated months indicates revenue totaling \$46,461,708 which is \$42,310 more than total revenue projected in the district's current forecast of \$46,419,398



FISCAL YEAR 2024 MONTHLY EXPENDITURE ANALYSIS - MARCH

1. MARCH EXPENDITURES COMPARED TO PRIOR YEAR



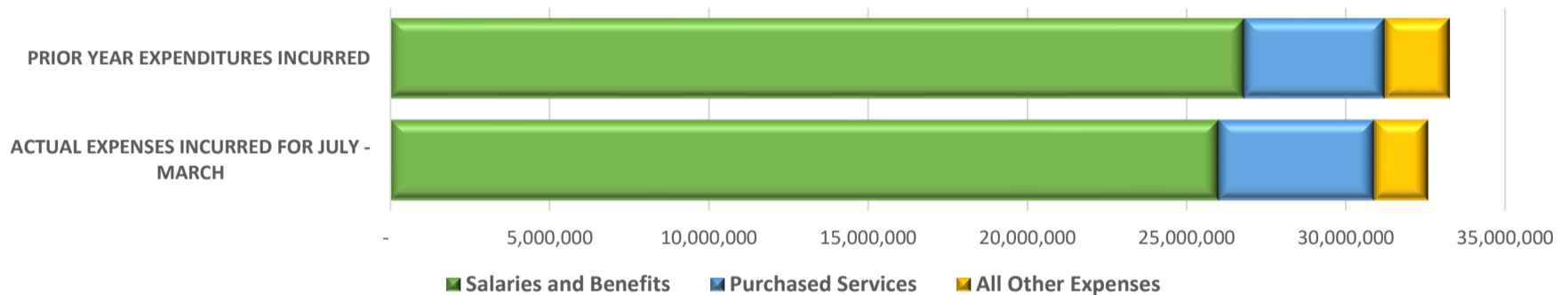
	Actual Expenses For March	Prior Year Expenditure Incurred	Actual Compared to Last Year
Salaries and Benefits	2,736,997	2,756,032	▼ (19,035)
Purchased Services	755,825	794,527	▼ (38,702)
All Other Expenses	371,144	371,196	▼ (53)
Total Expenditures	3,863,966	3,921,756	▼ (57,790)



Actual expenses for the month was down
\$57,790
 compared to last year.

Overall total expenses for March are down -1.5% (-\$57,790). The largest change in this March's expenses compared to March of FY2023 is higher tuition and similar payments (\$179,882), lower utilities (-\$145,242) and lower regular certified salaries (-\$129,250). A single month's results can be skewed compared to a prior year because of the timing when expenses are incurred. The fiscal year-to-date results, when involving additional months of expense activity can provide more insight.

2. ACTUAL EXPENSES INCURRED THROUGH MARCH COMPARED TO THE PRIOR YEAR



	Actual Expenses For July - March	Prior Year Expenditures Incurred	Actual Compared to Last Year
Salaries and Benefits	26,011,498	26,811,967	▼ (800,469)
Purchased Services	4,894,567	4,421,853	▲ 472,714
All Other Expenses	1,678,986	2,019,282	▼ (340,296)
Total Expenditures	32,585,050	33,253,102	▼ (668,052)

Compared to the same period, total expenditures are
\$668,052
 lower than the previous year

Fiscal year-to-date General Fund expenses totaled \$32,585,050 through March, which is -\$668,052 or -2.0% lower than the amount expended last year. The largest difference in expenditures when comparing current year-to-date expenditures through March to the same period last year is that regular certified salaries costs are -\$1,001,360 lower compared to the previous year, followed by professional and technical services coming in \$448,892 higher and regular classified salaries coming in \$202,700 higher.

FISCAL YEAR 2024 EXPENDITURE ANALYSIS - JULY - MARCH

3. POSSIBLE CASH FLOW VARIANCE FROM FORECAST DUE TO FYTD ACTUAL RESULTS

**CURRENT YEAR-TO-DATE
EXPENDITURES INDICATE A**

\$689,896

**UNFAVORABLE COMPARED TO
FORECAST**

	Forecasted Annual Expenses	Cash Flow Actual/Estimated Calculated Annual Amount	Forecasted amount compared to Actual/Estimated
Salaries and Benefits	33,388,246	33,818,213	▲ 429,966
Purchased Services	6,210,898	6,644,825	▲ 433,927
All Other Expenses	2,726,413	2,552,416	▼ (173,997)
Total Expenditures	42,325,557	43,015,453	▲ 689,896

The top two categories (retirement classified and retirement certified), represents 25.9% of the variance between current expense estimates and the amounts projected in the five year forecast.

The total variance of \$689,896 (current expense estimates vs. amounts projected in the five year forecast) is equal to 1.6% of the total Forecasted annual expenses.

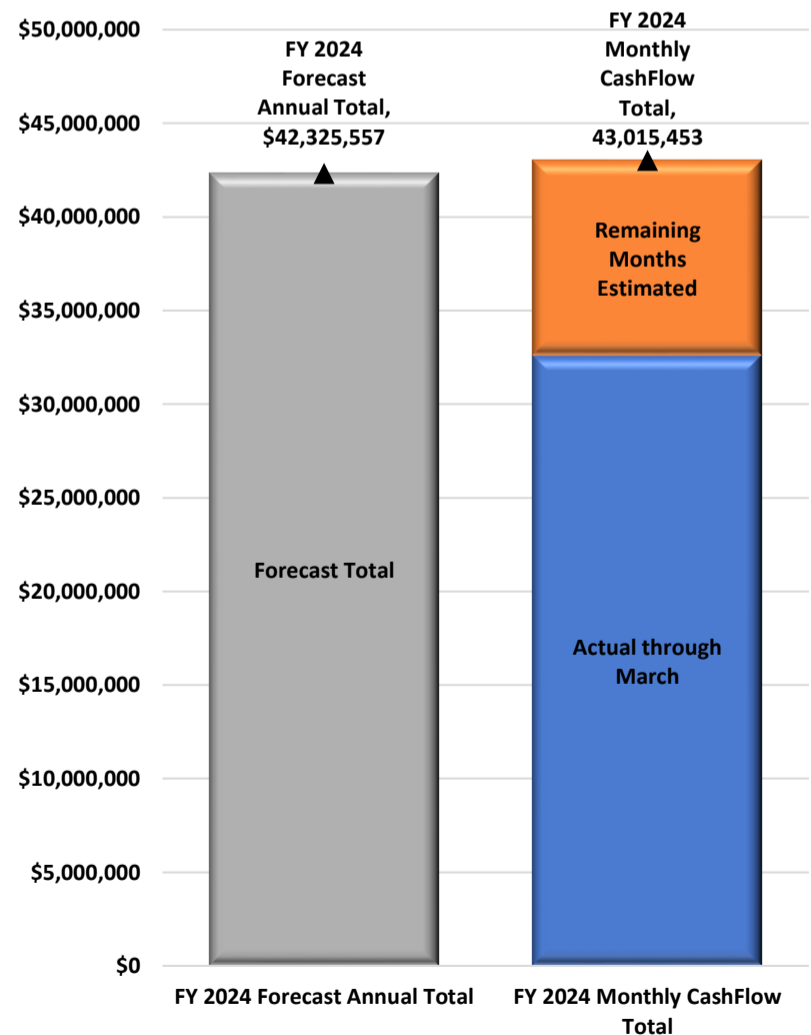
Top Forecast vs. Cash Flow Actual/Estimated Amounts

Variance Based on Actual/Estimated Annual Amount	Expected Over/(Under) Forecast
Retirement Classified ▲	926,908
Retirement Certified ▼	(748,145)
Regular Classified Salaries ▲	560,108
Professional and Technical Services ▲	465,910
All Other Expense Categories ▼	(514,884)
Total Expenses ▲	689,896

4. EXPENDITURE VARIANCE ANALYSIS OF POTENTIAL IMPACT

Results through March indicate that Fiscal Year 2024 actual/estimated expenditures could total \$43,015,453 which has a unfavorable expenditure variance of \$689,896. This means the forecast cash balance could be reduced.

The fiscal year is approximately 75% complete. Monthly cash flow, comprised of 9 actual months plus 3 estimated months indicates expenditures totaling \$43,015,453 which is \$689,896 more than total expenditures projected in the district's current forecast of \$42,325,557



Garfield Heights City Schools



March 31, 2024

FINSUMM Financial Summary

Fund	Fund Name	Beginning Balance	Monthly Receipts	Fiscal Year To Date Receipts	Monthly Expenditures	Fiscal Year To Date Expenditures	Current Fund Balance	Current Encumbrances	Unencumbered Fund Balance
001	General Fund	\$6,773,145.75	\$5,964,108.30	\$38,798,813.41	\$3,866,638.41	\$32,587,722.98	\$12,984,236.18	\$1,745,140.69	\$11,239,095.49
002	Bond Retirement	\$2,404,571.22	\$695,459.67	\$3,301,039.24	\$36,128.56	\$4,133,468.03	\$1,572,142.43	\$0.00	\$1,572,142.43
003	Permanent Improvement	\$101,972.68	\$32,744.75	\$119,634.20	\$0.00	\$181,005.63	\$40,601.25	\$0.00	\$40,601.25
004	Building Fund	\$41,212.47	\$15,038.87	\$59,201.99	\$0.00	\$0.00	\$100,414.46	\$0.00	\$100,414.46
006	Food Service	\$1,626,825.50	\$97,978.80	\$1,040,090.63	\$172,176.93	\$1,280,003.94	\$1,386,912.19	\$417,489.46	\$969,422.73
007	Special Trust	\$10,614.21	\$0.00	(\$850.00)	\$0.00	\$4,500.00	\$5,264.21	\$4,500.00	\$764.21
008	Endowment Trust	\$106,158.71	\$1,059.28	\$6,561.14	\$0.00	\$1,500.00	\$111,219.85	\$0.00	\$111,219.85
009	Uniform Supplies	\$0.00	\$514.00	\$4,427.00	\$46.78	\$20,809.90	(\$16,382.90)	\$3,848.24	-\$20,231.14
014	Rotary - Internal Services	\$45,764.69	\$700.00	\$2,100.00	\$513.68	\$8,092.53	\$39,772.16	\$15,150.00	\$24,622.16
018	Public School Support	\$9,132.96	\$4,936.30	\$30,183.93	\$13,837.58	\$24,892.94	\$14,423.95	\$3,102.65	\$11,321.30
019	Other Grants	\$365,281.16	\$27,100.22	\$632,727.70	\$34,820.31	\$448,502.66	\$549,506.20	\$203,957.82	\$345,548.38
022	District Agency	\$28,500.12	\$0.00	\$0.00	\$0.00	\$0.00	\$28,500.12	\$0.00	\$28,500.12
024	Employee Benefits Self Insurance	\$94,542.36	\$0.00	\$0.00	\$4,049.77	(\$119,070.66)	\$213,613.02	\$1,433,397.08	-\$1,219,784.06
034	Classroom Facilities Maintenance	\$193,838.04	\$49,855.50	\$254,529.07	\$7,166.61	\$243,264.51	\$205,102.60	\$35,729.15	\$169,373.45
200	Student Managed Funds	\$17,325.28	\$4,429.40	\$15,863.63	\$1,927.75	\$28,326.77	\$4,862.14	\$4,055.79	\$806.35
300	District Managed Funds	(\$503.00)	\$1,275.00	\$130,919.98	\$12,632.29	\$205,825.10	(\$75,408.12)	\$52,357.31	-\$127,765.43
401	Auxiliary Services	(\$930.38)	\$1,545.83	\$706,553.56	\$100,620.47	\$415,667.31	\$289,955.87	\$184,097.30	\$105,858.57
439	Public School Preschool	(\$6,460.30)	\$114,466.82	\$127,273.23	\$23,292.05	\$146,919.83	(\$26,106.90)	\$0.00	-\$26,106.90
440	Entry Year Programs	\$182.53	\$0.00	\$0.00	\$0.00	\$0.00	\$182.53	\$0.00	\$182.53
451	OneNet (Data Communication)	\$13,228.04	\$9,757.15	\$9,987.65	\$0.00	\$0.00	\$23,215.69	\$0.00	\$23,215.69
452	Schoolnet Professional Development	\$8.95	\$0.00	\$0.00	\$0.00	\$0.00	\$8.95	\$0.00	\$8.95
461	Vocational Education Enhancements	\$3,198.82	\$0.00	\$0.00	\$0.00	\$0.00	\$3,198.82	\$0.00	\$3,198.82
463	Alternative Schools	\$334.05	\$0.00	\$0.00	\$0.00	\$0.00	\$334.05	\$0.00	\$334.05
467	Health and Wellness	\$0.67	\$0.00	\$0.00	\$0.00	\$0.00	\$0.67	\$0.00	\$0.67
499	Miscellaneous State Grants	\$20,886.27	\$0.00	\$0.00	\$0.00	\$0.00	\$20,886.27	\$0.00	\$20,886.27
504	CCBD funds (defunct)	\$0.45	\$0.00	\$0.00	\$0.00	\$0.00	\$0.45	\$0.00	\$0.45
506	Race to the Top	\$604.50	\$0.00	\$0.00	\$0.00	\$0.00	\$604.50	\$0.00	\$604.50
507	ESSER	(\$423,219.67)	\$768,996.64	\$9,994,855.71	\$570,080.38	\$9,316,583.35	\$255,052.69	\$377,586.48	-\$122,533.79
509	21st Century College Now	\$68,440.60	\$0.00	\$34,970.33	\$9,782.11	\$147,744.37	(\$44,333.44)	\$0.00	-\$44,333.44
516	IDEA-B	(\$30,612.82)	\$140,416.07	\$750,475.44	\$58,300.08	\$818,669.51	(\$98,806.89)	\$277,712.46	-\$376,519.35
533	Title IID Technology	\$75.92	\$0.00	(\$0.00)	\$0.00	\$0.00	\$75.92	\$0.00	\$75.92
536	Title I - School Improvement Part A	\$4,951.85	\$3,345.99	\$39,881.66	\$3,810.13	\$46,187.06	(\$1,353.55)	\$0.00	-\$1,353.55
572	Title I - Disadvantaged Children	(\$804,033.18)	\$151,709.06	\$2,229,456.23	\$175,167.66	\$2,205,831.25	(\$780,408.20)	\$176,367.92	-\$956,776.12
573	Title V	\$2,074.48	\$0.00	\$0.00	\$0.00	\$0.00	\$2,074.48	\$0.00	\$2,074.48
584	Title IVA	(\$499.33)	\$32,858.69	\$143,649.32	\$24,624.72	\$162,757.16	(\$19,607.17)	\$74,258.09	-\$93,865.26
587	Preschool Handicap	(\$2,045.72)	\$6,454.50	\$30,767.60	\$2,435.16	\$40,998.35	(\$12,276.47)	\$0.00	-\$12,276.47
590	Title II-A - Improving Teacher Quality	(\$49,814.02)	\$13,020.56	\$141,276.99	\$4,858.52	\$175,862.29	(\$84,399.32)	\$9,310.06	-\$93,709.38
599	Miscellaneous Federal Grants	\$4,903.68	\$0.00	\$0.00	\$0.00	\$0.00	\$4,903.68	\$0.00	\$4,903.68
	Grand Totals (ALL Funds)	\$10,619,657.54	\$8,137,771.40	\$58,604,389.64	\$5,122,909.95	\$52,526,064.81	\$16,697,982.37	\$5,018,060.50	\$11,679,921.87

Garfield Heights City Schools



Approved Grant Funds for 2023/2024



Fund	Description	Authorized Amount	Monthly Amount Received	Amount Received Project-To-Date
	<u>Intermediate Grants</u>			
019/914A	Closing the Achievement Gap - CY 2023/CY2024	\$100,000.00		104,184.65
019/924T	TSL Grant (expected amount from ESC)	\$405,298.93		\$88,572.72
	Total Intermediate Grants	\$505,298.93		\$192,757.37
	<u>State Grants</u>			
439/9024	Public School Preschool	\$170,000.00	\$114,466.82	\$114,466.82
019/9240	State Safety and Security Grant	\$150,000.00	\$0.00	\$150,000.00
	Total State Grants	\$320,000.00		\$264,466.82
	<u>Federal Grants -Entitlement Funds</u>			
509/9024	College Now	\$200,000.00	\$0.00	\$34,970.33
516/9024	IDEA-B Special Education	\$1,107,492.63	\$140,416.07	\$698,474.58
536/9024	Title I Non Competitive School Imp.	\$129,316.77	\$3,345.99	\$39,881.66
572/9024	Title I	\$2,290,355.22	\$151,709.06	\$933,423.70
572/924E	Title I - Expanding Opportunites Sub-Grant	\$56,818.23	\$0.00	\$0.00
57/9024-90	Preschool Special Education	\$19,838.66	\$6,454.50	\$30,767.60
590/9024	Title II-A Improving Teacher Quality	\$331,377.06	\$13,020.56	\$141,276.99
584/9024	Title IV-A Student Supp/Academic Enrich	\$252,010.68	\$32,858.69	\$143,649.32
584/924S	TITLE IV- STRONGER CONNECTIONS SUB-GRANT	\$94,156.17	\$0.00	\$0.00
507/9024	ARP ESSER - EXPIRES 9/30/2024	\$16,158,353.99	\$768,996.64	\$9,994,855.71
	Total Federal Grants	\$20,639,719.41		\$12,017,299.89

Total percent of project cash received

58%

Garfield Heights City School District March

DEPOSITORY BALANCES

First Merit - Athletic Account	
JPMorgan Chase (payroll)	\$21,481.39
Key Bank (checking)	\$940,223.71
PNC Bank (checking)	\$283,835.75
PNC Bank (deposits)	\$118,649.70

TOTAL DEPOSITORY BALANCES **\$1,364,190.55**

INVESTMENTS

PNC	\$2.40
Star Ohio	\$13,728,739.40
Citizens Bank	\$33,999.39
Citizens Bank	\$6,705.22
RedTree Investment	\$1,730,059.03

TOTAL INVESTMENTS **\$15,499,505.44**

TOTAL CASH ON HAND

GRAND TOTAL **\$16,863,695.99**

RECONCILING ITEMS

Outstanding Checks-Regular Account	(\$162,604.75)
Outstanding Electronic Items	(\$2,566.00)
Outstanding Check - Payroll Account	(\$7,072.28)
IRS Payment to be reimbursed (Cleared JP 12/5/2023)	\$2,378.65 will carry from prior month
Payroll Adjustments	\$1,079.23 will carry from prior month
American Fidelity Variance December bank to book	(\$212.35) will carry from prior month
American Fidelity Variance January Bank to Book	\$3,320.55 Employees missed payment
American Fidelity Variance February Bank to book	(\$15.43) 1 emp plus rounding
American Fidelity Variance March Bank to Book	(\$28.10) 2 Employees paid missed month
Board share life ins variance February ban	\$7.06 1 Employee on FMLA & rounding
Texas Life (rounding)	(\$0.20)

TOTAL RECONCILING ITEMS **(\$165,713.62)**

RECONCILED BANK BALANCE **\$16,697,982.37**

TREASURER'S BALANCE **\$16,697,982.37**

VARIANCE **\$0.00**



P.O. Box 7177
Dublin, OH 43017

Account Statement

March 01, 2024 - March 29, 2024

ACCOUNT NUMBER

15348

REGISTRATION

GARFIELD HTS BD of EDUCATION
ATTN PHILLIP J. OKO
5640 BRIARCLIFF DR
GARFIELD HTS, OH 44125

Return Service Requested

0001149-0001172 PDFE 001 ----- 633058



GARFIELD HTS BD OF EDUCATION
ATTN PHILLIP J. OKO
5640 BRIARCLIFF DR
GARFIELD HTS, OH 44125

Client Services



Call: 800-648-STAR (7827)



Visit our website: www.tos.ohio.gov/star-ohio



Funds Management
STAR Ohio
Columbus, OH 43260

Shareholder Message Center

ACCOUNT SUMMARY

Funds	Total Shares	Share Price	Share Value
STAR Ohio	13,728,739.040	\$1.0000	\$13,728,739.04

DISTRIBUTION SUMMARY

Funds	YTD Earnings	Reinvestment Option
	Income	Income
STAR Ohio	\$112,585.43	Reinvest

TRANSACTIONS

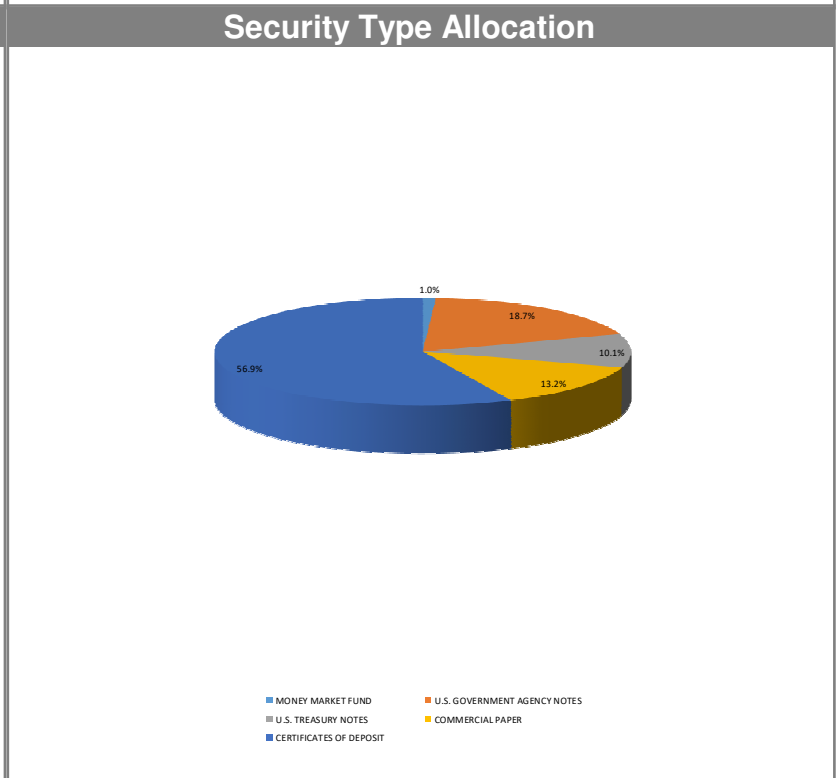
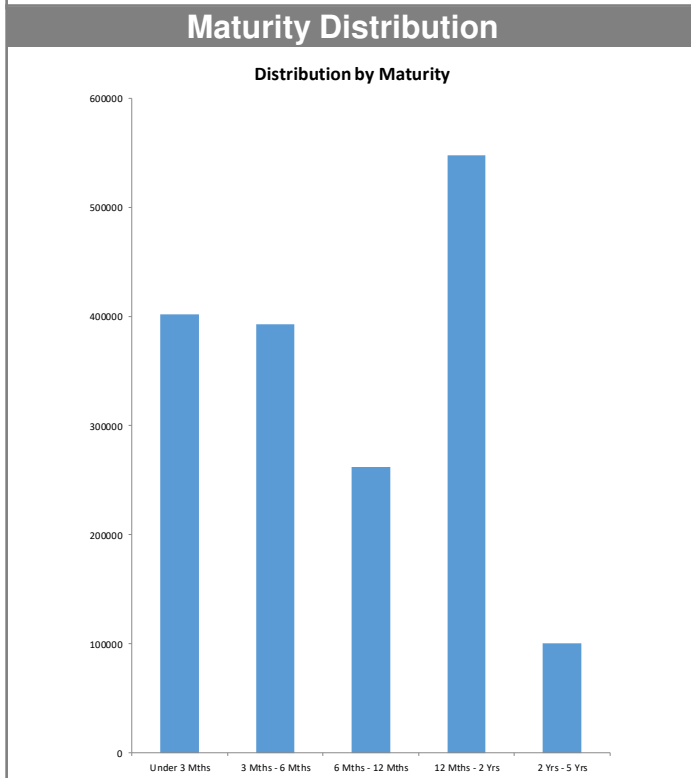
STAR Ohio Account Number: 15348

30 Day Yield = 5.46%

Date	Transaction Type	To/From Account Number	Shares	Share Price	Gross Amount	Share Value
	Beginning Shares Balance		10,977,937.500	\$1.00		\$10,977,937.50
03/05/2024	Redemption		(1,900,000.000)	\$1.00	(\$1,900,000.00)	9,077,937.50
03/21/2024	Purchase		4,600,000.000	\$1.00	\$4,600,000.00	13,677,937.50
03/29/2024	Income Dividend Reinvestment		50,801.540	\$1.00	\$50,801.54	13,728,739.04
	Closing Balance		13,728,739.040	\$1.00		\$13,728,739.04

Monthly Investment Summary
Garfield Heights City Schools
US Bank Custodian Acct Ending x70765
 March 31, 2024

Monthly Cash Flow Activity		Market Value Summary				
From 02-29-24 through 03-31-24						
Beginning Book Value	1,724,989.25	Security Type	Market Value	Pct. Assets	Avg Yield at Cost	Wght Avg Mat
Contributions	0.00	Money Market Fund				
Withdrawals	0.00	MONEY MARKET FUND	17,239.94	1.0	5.18	0.00
Prior Month Management Fees	-214.61	Fixed Income				
Realized Gains/Losses	0.00	U.S. GOVERNMENT AGENCY NOTES	321,353.16	18.7	0.56	0.91
Gross Interest Earnings	5,284.39	U.S. TREASURY NOTES	173,269.92	10.1	3.37	0.44
Ending Book Value	1,730,059.03	Accrued Interest	1,155.07	0.1		
		Commercial Paper				
		COMMERCIAL PAPER	227,497.77	13.2	5.68	0.19
		Certificate of Deposit				
		CERTIFICATES OF DEPOSIT	977,630.27	56.8	4.28	1.06
		Accrued Interest	3,509.32	0.2		
		TOTAL PORTFOLIO	1,721,655.45	100.0	3.69	0.84



Disclosures:

RedTree's internal accounting system is used as the source of the market value of this account. Although obtained from a source believed to be reliable, we cannot guarantee its accuracy. You should review all account statements provided by the custodian and compare with the statements provided by RedTree.

Portfolio Holdings Report
Garfield Heights City Schools
US Bank Custodian Acct Ending x70765
 March 31, 2024

Quantity	Cusip	Security Description	Moody's	S&P	Cost Basis	Market Value	Yield at Cost	Wtd Maturity	Purchase Date
U.S. GOVERNMENT AGENCY NOTES									
140,000	3130AMBY7	Federal Home Ln Bank 0.550% Due 11-26-24	Aaa	AA+	139,986.00	135,839.88	0.55	0.64	05-28-21
110,000	3133EMER9	Federal Farm Credit Bank 0.470% Due 01-27-25	Aaa	AA+	109,873.50	105,819.69	0.50	0.80	10-29-20
85,000	3134GWZV1	Federal Home Ln Mtg 0.650% Due 10-22-25	Aaa	AA+	85,000.00	79,693.59	0.65	1.51	10-23-20
	Accrued Interest					603.29			
					334,859.50	321,956.46	0.56	0.91	
U.S. TREASURY NOTES									
155,000	91282CFG1	US Treasury Note 3.250% Due 08-31-24	Aaa	AA+	154,418.75	153,692.19	3.45	0.41	08-31-22
20,000	9128283P3	US Treasury Note 2.250% Due 12-31-24	Aaa	AA+	19,742.19	19,577.73	2.75	0.73	04-21-22
	Accrued Interest					551.78			
					174,160.94	173,821.70	3.37	0.44	
CERTIFICATES OF DEPOSIT									
59,000	949763ZA7	Wells Fargo Bank, SD 2.850% Due 04-10-24			58,941.00	58,944.22	2.89	0.03	04-16-19
115,000	61690UHH6	Morgan Stanley Bank, UT 2.650% Due 06-13-24			114,655.00	114,323.17	2.71	0.20	06-13-19
194,000	07815ACY1	Bell Bank, ND 4.750% Due 07-22-24			194,000.00	193,616.79	4.80	0.30	04-20-23
45,000	254673M94	Discover Bank, DE 3.300% Due 07-29-24			44,955.00	44,684.12	3.35	0.32	07-29-22
100,000	20033A3U8	Comenity Capital Bank, UT 4.650% Due 04-17-25			99,900.00	99,559.33	4.75	1.00	04-18-23
49,000	27002YFE1	EagleBank, MD 3.300% Due 08-18-25			48,926.50	47,886.96	3.38	1.32	08-18-22
100,000	31985HCG9	First Commerce Bank, NJ 4.800% Due 12-15-25			99,900.00	99,809.46	4.90	1.60	12-15-23
100,000	619165KA0	Morton Community Bank, IL 4.400% Due 02-13-26			99,925.00	99,148.90	4.48	1.75	02-13-24
120,000	02357QBT3	Amerant Bank NA, FL 4.950% Due 03-23-26			119,820.00	120,174.81	5.00	1.87	03-23-23
50,000	12547CAZ1	CIBC Bank USA, IL 4.550% Due 04-14-26			49,925.00	49,709.86	4.60	1.88	04-14-23
50,000	58404DUA7	Medallion Bank, UT 4.500% Due 12-29-26			49,925.00	49,772.66	4.60	2.53	12-29-23
	Accrued Interest					3,509.32			
					980,872.50	981,139.58	4.28	1.06	
COMMERCIAL PAPER									
100,000	06054NF48	Bank of America 0.000% Due 06-04-24		A-1	96,152.50	98,978.60	5.93	0.18	10-05-23
130,000	62479LFD2	MUFG Bank 0.000% Due 06-13-24	P-1	A-1	126,773.65	128,519.17	5.49	0.20	12-29-23
					222,926.15	227,497.77	5.68	0.19	
MONEY MARKET FUND									
	USBMMF	First American Treasury Obligations Fund			17,239.94	17,239.94	5.18		
TOTAL PORTFOLIO					1,730,059.03	1,721,655.45	3.69	0.84	

Disclosures:

RedTree's internal accounting system is used as the source of the market value of this account. Although obtained from a source believed to be reliable, we cannot guarantee its accuracy. You should review all account statements provided by the custodian and compare with the statements provided by RedTree.

Check #	Type	Date	Vendor #	Status	Reconcile I	Amount
124843	ACCOUNTS_PAYABLE	03/04/2024	1000679	RECONCILED	03/05/202	\$ 187.50
124835	ACCOUNTS_PAYABLE	03/04/2024	832330	RECONCILED	03/05/202	\$ 250.00
124839	ACCOUNTS_PAYABLE	03/04/2024	833145	RECONCILED	03/05/202	\$ 250.00
124836	ACCOUNTS_PAYABLE	03/04/2024	832454	RECONCILED	03/05/202	\$ 18.68
124837	ACCOUNTS_PAYABLE	03/04/2024	832674	RECONCILED	03/05/202	\$ 62.50
124838	ACCOUNTS_PAYABLE	03/04/2024	833052	RECONCILED	03/05/202	\$ 62.50
124840	ACCOUNTS_PAYABLE	03/04/2024	1000194	RECONCILED	03/05/202	\$ 50.97
124844	ACCOUNTS_PAYABLE	03/04/2024	1000753	RECONCILED	03/06/202	\$ 100.00
124842	ACCOUNTS_PAYABLE	03/04/2024	1000675	RECONCILED	03/05/202	\$ 125.00
124841	ACCOUNTS_PAYABLE	03/04/2024	1000430	RECONCILED	03/05/202	\$ 125.00
124834	ACCOUNTS_PAYABLE	03/04/2024	190456	RECONCILED	03/05/202	\$ 100.00
124845	ACCOUNTS_PAYABLE	03/05/2024	80454	RECONCILED	03/06/202	\$ 12,423.22
0	ACCOUNTS_PAYABLE	03/05/2024	900051	RECONCILED	03/07/202	\$ 8,533.47
124867	ACCOUNTS_PAYABLE	03/06/2024	180214	RECONCILED	03/07/202	\$ 14,420.43
124852	ACCOUNTS_PAYABLE	03/06/2024	30467	RECONCILED	03/07/202	\$ 9,782.11
124857	ACCOUNTS_PAYABLE	03/06/2024	50183	RECONCILED	03/08/202	\$ 41,706.73
124847	ACCOUNTS_PAYABLE	03/06/2024	10451	RECONCILED	03/18/202	\$ 5,279.50
124862	ACCOUNTS_PAYABLE	03/06/2024	140295	RECONCILED	03/08/202	\$ 6,152.83
124854	ACCOUNTS_PAYABLE	03/06/2024	40052	RECONCILED	03/07/202	\$ 6,576.07
124859	ACCOUNTS_PAYABLE	03/06/2024	90140	RECONCILED	03/11/202	\$ 33,861.21
124848	ACCOUNTS_PAYABLE	03/06/2024	10452	RECONCILED	03/07/202	\$ 1,807.89
124860	ACCOUNTS_PAYABLE	03/06/2024	100208	RECONCILED	03/12/202	\$ 2,754.88
124882	ACCOUNTS_PAYABLE	03/06/2024	1000471	RECONCILED	03/20/202	\$ 2,298.00
124880	ACCOUNTS_PAYABLE	03/06/2024	833516	RECONCILED	03/07/202	\$ 4,660.90
124877	ACCOUNTS_PAYABLE	03/06/2024	832737	RECONCILED	03/11/202	\$ 650.00
124853	ACCOUNTS_PAYABLE	03/06/2024	30571	RECONCILED	03/12/202	\$ 430.00
124856	ACCOUNTS_PAYABLE	03/06/2024	40220	RECONCILED	03/08/202	\$ 2,990.96
124871	ACCOUNTS_PAYABLE	03/06/2024	200240	RECONCILED	03/07/202	\$ 716.19
124865	ACCOUNTS_PAYABLE	03/06/2024	150173	RECONCILED	03/07/202	\$ 6,793.00
124868	ACCOUNTS_PAYABLE	03/06/2024	180322	RECONCILED	03/07/202	\$ 520,032.38
124873	ACCOUNTS_PAYABLE	03/06/2024	803379	RECONCILED	03/07/202	\$ 93.67
124875	ACCOUNTS_PAYABLE	03/06/2024	830647	RECONCILED	03/07/202	\$ 3,370.50
124869	ACCOUNTS_PAYABLE	03/06/2024	190000	RECONCILED	03/07/202	\$ 673.00
124885	ACCOUNTS_PAYABLE	03/06/2024	1000731	RECONCILED	03/11/202	\$ 2,403.70
124878	ACCOUNTS_PAYABLE	03/06/2024	832909	RECONCILED	03/07/202	\$ 39,741.99
124850	ACCOUNTS_PAYABLE	03/06/2024	20437	RECONCILED	03/14/202	\$ 683.50
124872	ACCOUNTS_PAYABLE	03/06/2024	210114	RECONCILED	03/07/202	\$ 3,932.40
124883	ACCOUNTS_PAYABLE	03/06/2024	1000540	RECONCILED	03/11/202	\$ 51,442.00
124863	ACCOUNTS_PAYABLE	03/06/2024	150091	RECONCILED	03/07/202	\$ 513.68
124879	ACCOUNTS_PAYABLE	03/06/2024	833294	RECONCILED	03/07/202	\$ 3,900.00
124884	ACCOUNTS_PAYABLE	03/06/2024	1000681	RECONCILED	03/14/202	\$ 4,000.00
124851	ACCOUNTS_PAYABLE	03/06/2024	30240	RECONCILED	03/07/202	\$ 375.00
124846	ACCOUNTS_PAYABLE	03/06/2024	10108	RECONCILED	03/07/202	\$ 3,295.05
124864	ACCOUNTS_PAYABLE	03/06/2024	150101	RECONCILED	03/12/202	\$ 1,033.73
124874	ACCOUNTS_PAYABLE	03/06/2024	803458	RECONCILED	03/18/202	\$ 322.50
124876	ACCOUNTS_PAYABLE	03/06/2024	831162	RECONCILED	03/12/202	\$ 111.96

124870	ACCOUNTS_PAYABLE	03/06/2024	190410	RECONCILED	03/07/202	\$	870.00
124855	ACCOUNTS_PAYABLE	03/06/2024	40150	RECONCILED	03/14/202	\$	52.29
124849	ACCOUNTS_PAYABLE	03/06/2024	20226	RECONCILED	03/07/202	\$	575.00
124858	ACCOUNTS_PAYABLE	03/06/2024	70148	RECONCILED	03/07/202	\$	453.50
124866	ACCOUNTS_PAYABLE	03/06/2024	150183	RECONCILED	03/07/202	\$	1,963.12
124861	ACCOUNTS_PAYABLE	03/06/2024	110145	RECONCILED	03/07/202	\$	122.35
124881	ACCOUNTS_PAYABLE	03/06/2024	1000379	RECONCILED	03/07/202	\$	6,314.00
124886	ACCOUNTS_PAYABLE	03/06/2024	1000750	RECONCILED	03/07/202	\$	2,000.00
124887	ACCOUNTS_PAYABLE	03/07/2024	1000489	RECONCILED	03/08/202	\$	20,418.97
124896	ACCOUNTS_PAYABLE	03/12/2024	1000583	RECONCILED	03/18/202	\$	1,000.00
124898	ACCOUNTS_PAYABLE	03/12/2024	1000752	RECONCILED	03/19/202	\$	76.32
124889	ACCOUNTS_PAYABLE	03/12/2024	100128	RECONCILED	03/13/202	\$	62.50
124899	ACCOUNTS_PAYABLE	03/12/2024	1000753	RECONCILED	03/15/202	\$	112.50
124890	ACCOUNTS_PAYABLE	03/12/2024	830818	RECONCILED	03/13/202	\$	500.00
124900	ACCOUNTS_PAYABLE	03/12/2024	1000755	RECONCILED	03/18/202	\$	112.50
124892	ACCOUNTS_PAYABLE	03/12/2024	832983	OUTSTANDING		\$	750.00
124894	ACCOUNTS_PAYABLE	03/12/2024	1000401	RECONCILED	03/13/202	\$	62.50
124891	ACCOUNTS_PAYABLE	03/12/2024	832866	RECONCILED	03/13/202	\$	125.00
124897	ACCOUNTS_PAYABLE	03/12/2024	1000666	RECONCILED	03/13/202	\$	125.00
124888	ACCOUNTS_PAYABLE	03/12/2024	100126	RECONCILED	03/13/202	\$	375.00
124895	ACCOUNTS_PAYABLE	03/12/2024	1000431	RECONCILED	03/13/202	\$	125.00
124893	ACCOUNTS_PAYABLE	03/12/2024	833273	RECONCILED	03/20/202	\$	24,433.01
124930	ACCOUNTS_PAYABLE	03/13/2024	1000761	RECONCILED	03/20/202	\$	200.00
124922	ACCOUNTS_PAYABLE	03/13/2024	833517	RECONCILED	03/14/202	\$	208.50
124902	ACCOUNTS_PAYABLE	03/13/2024	20237	RECONCILED	03/14/202	\$	238,700.00
124925	ACCOUNTS_PAYABLE	03/13/2024	1000543	RECONCILED	03/20/202	\$	701.00
124910	ACCOUNTS_PAYABLE	03/13/2024	70438	RECONCILED	03/15/202	\$	23.29
124926	ACCOUNTS_PAYABLE	03/13/2024	1000625	RECONCILED	03/18/202	\$	1,596.00
124906	ACCOUNTS_PAYABLE	03/13/2024	50183	RECONCILED	03/14/202	\$	30,397.00
124915	ACCOUNTS_PAYABLE	03/13/2024	150101	RECONCILED	03/18/202	\$	1,807.78
124919	ACCOUNTS_PAYABLE	03/13/2024	832820	RECONCILED	03/14/202	\$	15,500.00
124924	ACCOUNTS_PAYABLE	03/13/2024	1000366	RECONCILED	03/14/202	\$	13,220.43
124929	ACCOUNTS_PAYABLE	03/13/2024	1000744	RECONCILED	03/14/202	\$	2,500.00
124928	ACCOUNTS_PAYABLE	03/13/2024	1000726	RECONCILED	03/14/202	\$	2,409.41
124920	ACCOUNTS_PAYABLE	03/13/2024	832932	RECONCILED	03/14/202	\$	234.00
124918	ACCOUNTS_PAYABLE	03/13/2024	831162	RECONCILED	03/18/202	\$	269.47
124914	ACCOUNTS_PAYABLE	03/13/2024	140329	RECONCILED	03/15/202	\$	194.40
124927	ACCOUNTS_PAYABLE	03/13/2024	1000635	RECONCILED	03/14/202	\$	35,985.23
124909	ACCOUNTS_PAYABLE	03/13/2024	70148	RECONCILED	03/14/202	\$	535.34
124903	ACCOUNTS_PAYABLE	03/13/2024	20239	RECONCILED	03/15/202	\$	23,793.00
124904	ACCOUNTS_PAYABLE	03/13/2024	30117	RECONCILED	03/14/202	\$	2,046.24
124912	ACCOUNTS_PAYABLE	03/13/2024	120271	OUTSTANDING		\$	459.51
124905	ACCOUNTS_PAYABLE	03/13/2024	40052	RECONCILED	03/14/202	\$	243.30
124917	ACCOUNTS_PAYABLE	03/13/2024	200240	RECONCILED	03/14/202	\$	2,037.92
124923	ACCOUNTS_PAYABLE	03/13/2024	1000049	RECONCILED	03/15/202	\$	331.50
124901	ACCOUNTS_PAYABLE	03/13/2024	10415	RECONCILED	03/15/202	\$	7,024.39
124913	ACCOUNTS_PAYABLE	03/13/2024	140272	RECONCILED	03/18/202	\$	300.00

124916	ACCOUNTS_PAYABLE	03/13/2024	190073	RECONCILED	03/15/202	\$	770.00
124911	ACCOUNTS_PAYABLE	03/13/2024	70448	RECONCILED	03/18/202	\$	99,663.46
124908	ACCOUNTS_PAYABLE	03/13/2024	50300	RECONCILED	03/14/202	\$	180.00
124907	ACCOUNTS_PAYABLE	03/13/2024	50195	RECONCILED	03/19/202	\$	2,530.00
124921	ACCOUNTS_PAYABLE	03/13/2024	833383	RECONCILED	03/14/202	\$	68.37
124933	ACCOUNTS_PAYABLE	03/13/2024	1000758	RECONCILED	03/18/202	\$	600.00
124932	ACCOUNTS_PAYABLE	03/13/2024	1000681	RECONCILED	03/20/202	\$	8,250.00
124931	ACCOUNTS_PAYABLE	03/13/2024	1000548	RECONCILED	03/14/202	\$	3,456.00
124934	ACCOUNTS_PAYABLE	03/13/2024	1000762	RECONCILED	03/19/202	\$	550.00
124935	ACCOUNTS_PAYABLE	03/13/2024	1000764	RECONCILED	03/20/202	\$	125.00
124936	ACCOUNTS_PAYABLE	03/15/2024	1000767	RECONCILED	03/19/202	\$	2,500.00
124950	ACCOUNTS_PAYABLE	03/18/2024	1000711	RECONCILED	03/19/202	\$	125.00
124947	ACCOUNTS_PAYABLE	03/18/2024	1000668	RECONCILED	03/19/202	\$	125.00
124943	ACCOUNTS_PAYABLE	03/18/2024	833749	RECONCILED	03/19/202	\$	180.78
124942	ACCOUNTS_PAYABLE	03/18/2024	832674	RECONCILED	03/19/202	\$	62.50
124949	ACCOUNTS_PAYABLE	03/18/2024	1000691	RECONCILED	03/19/202	\$	185.36
124948	ACCOUNTS_PAYABLE	03/18/2024	1000683	RECONCILED	03/19/202	\$	125.00
124944	ACCOUNTS_PAYABLE	03/18/2024	833830	RECONCILED	03/19/202	\$	180.78
124940	ACCOUNTS_PAYABLE	03/18/2024	500792	RECONCILED	03/19/202	\$	180.78
124939	ACCOUNTS_PAYABLE	03/18/2024	100330	RECONCILED	03/19/202	\$	50.00
124941	ACCOUNTS_PAYABLE	03/18/2024	832453	RECONCILED	03/19/202	\$	125.00
124938	ACCOUNTS_PAYABLE	03/18/2024	70131	OUTSTANDING		\$	50.00
124945	ACCOUNTS_PAYABLE	03/18/2024	1000398	RECONCILED	03/19/202	\$	125.00
124946	ACCOUNTS_PAYABLE	03/18/2024	1000503	RECONCILED	03/19/202	\$	100.00
124937	ACCOUNTS_PAYABLE	03/18/2024	40135	RECONCILED	03/19/202	\$	125.00
124981	ACCOUNTS_PAYABLE	03/20/2024	832820	RECONCILED	03/21/202	\$	47,600.00
124967	ACCOUNTS_PAYABLE	03/20/2024	140295	RECONCILED	03/21/202	\$	138.78
124956	ACCOUNTS_PAYABLE	03/20/2024	40220	RECONCILED	03/21/202	\$	523.15
124957	ACCOUNTS_PAYABLE	03/20/2024	50110	OUTSTANDING		\$	5,070.64
124994	ACCOUNTS_PAYABLE	03/20/2024	1000740	RECONCILED	03/21/202	\$	5,250.00
124953	ACCOUNTS_PAYABLE	03/20/2024	30240	RECONCILED	03/21/202	\$	325.50
124983	ACCOUNTS_PAYABLE	03/20/2024	833080	RECONCILED	03/21/202	\$	666.25
124966	ACCOUNTS_PAYABLE	03/20/2024	140110	RECONCILED	03/21/202	\$	266.14
124988	ACCOUNTS_PAYABLE	03/20/2024	1000305	RECONCILED	03/21/202	\$	1,349.40
124955	ACCOUNTS_PAYABLE	03/20/2024	40052	RECONCILED	03/21/202	\$	1,055.51
124960	ACCOUNTS_PAYABLE	03/20/2024	70458	RECONCILED	03/21/202	\$	1,220.00
124963	ACCOUNTS_PAYABLE	03/20/2024	120127	RECONCILED	03/27/202	\$	320.84
124990	ACCOUNTS_PAYABLE	03/20/2024	1000479	OUTSTANDING		\$	231.99
124961	ACCOUNTS_PAYABLE	03/20/2024	90140	RECONCILED	03/22/202	\$	1,442.99
124972	ACCOUNTS_PAYABLE	03/20/2024	200188	RECONCILED	03/26/202	\$	473.44
124971	ACCOUNTS_PAYABLE	03/20/2024	190000	RECONCILED	03/21/202	\$	52.00
124992	ACCOUNTS_PAYABLE	03/20/2024	1000729	OUTSTANDING		\$	2,430.20
124968	ACCOUNTS_PAYABLE	03/20/2024	150294	OUTSTANDING		\$	100.00
124962	ACCOUNTS_PAYABLE	03/20/2024	100283	RECONCILED	03/21/202	\$	192.75
124978	ACCOUNTS_PAYABLE	03/20/2024	831162	RECONCILED	03/25/202	\$	947.97
124998	ACCOUNTS_PAYABLE	03/20/2024	1000757	RECONCILED	03/21/202	\$	650.00
124987	ACCOUNTS_PAYABLE	03/20/2024	1000271	RECONCILED	03/21/202	\$	4,000.00

124995	ACCOUNTS_PAYABLE	03/20/2024	1000743	OUTSTANDING		\$	2,132.00
124970	ACCOUNTS_PAYABLE	03/20/2024	180214	RECONCILED	03/21/202	\$	13,249.34
124954	ACCOUNTS_PAYABLE	03/20/2024	30611	RECONCILED	03/22/202	\$	70.00
124982	ACCOUNTS_PAYABLE	03/20/2024	832828	RECONCILED	03/21/202	\$	6.34
124976	ACCOUNTS_PAYABLE	03/20/2024	803379	RECONCILED	03/21/202	\$	162.10
124951	ACCOUNTS_PAYABLE	03/20/2024	20094	RECONCILED	03/21/202	\$	12,497.00
124969	ACCOUNTS_PAYABLE	03/20/2024	160219	RECONCILED	03/21/202	\$	738.48
124985	ACCOUNTS_PAYABLE	03/20/2024	833469	RECONCILED	03/21/202	\$	414.08
124993	ACCOUNTS_PAYABLE	03/20/2024	1000731	RECONCILED	03/22/202	\$	1,168.44
124991	ACCOUNTS_PAYABLE	03/20/2024	1000625	RECONCILED	03/26/202	\$	798.00
124999	ACCOUNTS_PAYABLE	03/20/2024	1000760	OUTSTANDING		\$	100.00
124979	ACCOUNTS_PAYABLE	03/20/2024	832109	RECONCILED	03/21/202	\$	49.42
124952	ACCOUNTS_PAYABLE	03/20/2024	30117	RECONCILED	03/21/202	\$	654.90
124984	ACCOUNTS_PAYABLE	03/20/2024	833268	RECONCILED	03/21/202	\$	178.50
124973	ACCOUNTS_PAYABLE	03/20/2024	200240	RECONCILED	03/21/202	\$	60.08
124980	ACCOUNTS_PAYABLE	03/20/2024	832489	RECONCILED	03/21/202	\$	236.55
124958	ACCOUNTS_PAYABLE	03/20/2024	50183	RECONCILED	03/21/202	\$	3,300.00
124959	ACCOUNTS_PAYABLE	03/20/2024	70405	OUTSTANDING		\$	9,875.00
124977	ACCOUNTS_PAYABLE	03/20/2024	803391	RECONCILED	03/21/202	\$	2,646.98
124965	ACCOUNTS_PAYABLE	03/20/2024	130457	RECONCILED	03/21/202	\$	3,832.02
124989	ACCOUNTS_PAYABLE	03/20/2024	1000469	RECONCILED	03/21/202	\$	5,333.00
124975	ACCOUNTS_PAYABLE	03/20/2024	230340	RECONCILED	03/21/202	\$	430.92
124986	ACCOUNTS_PAYABLE	03/20/2024	833472	RECONCILED	03/21/202	\$	3,531.25
124974	ACCOUNTS_PAYABLE	03/20/2024	210114	RECONCILED	03/21/202	\$	3,577.10
124997	ACCOUNTS_PAYABLE	03/20/2024	1000756	RECONCILED	03/26/202	\$	1,156.69
124964	ACCOUNTS_PAYABLE	03/20/2024	120128	RECONCILED	03/28/202	\$	252.00
124996	ACCOUNTS_PAYABLE	03/20/2024	1000754	RECONCILED	03/28/202	\$	1,725.00
125011	ACCOUNTS_PAYABLE	03/25/2024	833052	RECONCILED	03/26/202	\$	62.50
125010	ACCOUNTS_PAYABLE	03/25/2024	832852	RECONCILED	03/26/202	\$	91.85
125013	ACCOUNTS_PAYABLE	03/25/2024	1000460	RECONCILED	03/26/202	\$	50.00
125004	ACCOUNTS_PAYABLE	03/25/2024	831231	RECONCILED	03/26/202	\$	125.00
125000	ACCOUNTS_PAYABLE	03/25/2024	130099	RECONCILED	03/26/202	\$	187.50
125008	ACCOUNTS_PAYABLE	03/25/2024	832441	RECONCILED	03/26/202	\$	233.46
125009	ACCOUNTS_PAYABLE	03/25/2024	832851	RECONCILED	03/26/202	\$	50.00
125001	ACCOUNTS_PAYABLE	03/25/2024	160260	OUTSTANDING		\$	680.00
125015	ACCOUNTS_PAYABLE	03/25/2024	1000692	RECONCILED	03/26/202	\$	125.00
125014	ACCOUNTS_PAYABLE	03/25/2024	1000675	RECONCILED	03/26/202	\$	62.50
125003	ACCOUNTS_PAYABLE	03/25/2024	500792	RECONCILED	03/26/202	\$	225.00
125007	ACCOUNTS_PAYABLE	03/25/2024	832198	RECONCILED	03/26/202	\$	50.00
125012	ACCOUNTS_PAYABLE	03/25/2024	833066	RECONCILED	03/26/202	\$	625.00
125005	ACCOUNTS_PAYABLE	03/25/2024	831670	OUTSTANDING		\$	147.00
125006	ACCOUNTS_PAYABLE	03/25/2024	831873	OUTSTANDING		\$	49.99
125002	ACCOUNTS_PAYABLE	03/25/2024	500607	RECONCILED	03/26/202	\$	19.00
125016	ACCOUNTS_PAYABLE	03/26/2024	80454	RECONCILED	03/27/202	\$	27,125.86
0	PAYROLL	03/22/2024		RECONCILED	03/31/202	\$	1,112,980.04
0	PAYROLL	03/08/2024		RECONCILED	03/31/202	\$	1,152,879.83
0	PAYROLL	03/08/2024		RECONCILED	03/31/202	\$	415.34

0	ACCOUNTS_PAYABLE	03/15/2024	900019	RECONCILED	03/27/202	\$	325,058.54
125040	ACCOUNTS_PAYABLE	03/27/2024	190000	RECONCILED	03/28/202	\$	180.00
125069	ACCOUNTS_PAYABLE	03/27/2024	1000493	RECONCILED	03/28/202	\$	5,660.19
125029	ACCOUNTS_PAYABLE	03/27/2024	80109	RECONCILED	03/29/202	\$	642.08
125063	ACCOUNTS_PAYABLE	03/27/2024	1000265	OUTSTANDING		\$	1,800.00
125035	ACCOUNTS_PAYABLE	03/27/2024	150101	OUTSTANDING		\$	1,705.35
125023	ACCOUNTS_PAYABLE	03/27/2024	30546	OUTSTANDING		\$	641.34
125072	ACCOUNTS_PAYABLE	03/27/2024	1000625	OUTSTANDING		\$	1,368.00
125031	ACCOUNTS_PAYABLE	03/27/2024	100283	RECONCILED	03/28/202	\$	199.49
125024	ACCOUNTS_PAYABLE	03/27/2024	40052	RECONCILED	03/28/202	\$	575.51
125070	ACCOUNTS_PAYABLE	03/27/2024	1000495	RECONCILED	03/28/202	\$	42,085.50
125033	ACCOUNTS_PAYABLE	03/27/2024	130457	RECONCILED	03/28/202	\$	107,522.40
125037	ACCOUNTS_PAYABLE	03/27/2024	160275	RECONCILED	03/28/202	\$	63,247.51
125045	ACCOUNTS_PAYABLE	03/27/2024	210114	RECONCILED	03/28/202	\$	3,031.02
125039	ACCOUNTS_PAYABLE	03/27/2024	180214	RECONCILED	03/28/202	\$	4,002.92
125061	ACCOUNTS_PAYABLE	03/27/2024	1000212	OUTSTANDING		\$	3,399.35
125060	ACCOUNTS_PAYABLE	03/27/2024	1000201	OUTSTANDING		\$	3,816.00
125053	ACCOUNTS_PAYABLE	03/27/2024	832843	RECONCILED	03/28/202	\$	283.12
125064	ACCOUNTS_PAYABLE	03/27/2024	1000297	RECONCILED	03/28/202	\$	1,020.00
125038	ACCOUNTS_PAYABLE	03/27/2024	170111	OUTSTANDING		\$	399.90
125032	ACCOUNTS_PAYABLE	03/27/2024	120128	OUTSTANDING		\$	2,522.45
125044	ACCOUNTS_PAYABLE	03/27/2024	200258	RECONCILED	03/29/202	\$	1,742.50
125019	ACCOUNTS_PAYABLE	03/27/2024	20437	OUTSTANDING		\$	378.00
125052	ACCOUNTS_PAYABLE	03/27/2024	832754	RECONCILED	03/28/202	\$	6,486.00
125034	ACCOUNTS_PAYABLE	03/27/2024	140110	RECONCILED	03/28/202	\$	92.71
125073	ACCOUNTS_PAYABLE	03/27/2024	1000696	RECONCILED	03/28/202	\$	3,333.33
125018	ACCOUNTS_PAYABLE	03/27/2024	20229	RECONCILED	03/28/202	\$	787.00
125068	ACCOUNTS_PAYABLE	03/27/2024	1000471	OUTSTANDING		\$	5,234.40
125049	ACCOUNTS_PAYABLE	03/27/2024	831162	OUTSTANDING		\$	30,183.91
125025	ACCOUNTS_PAYABLE	03/27/2024	40220	OUTSTANDING		\$	3,063.52
125026	ACCOUNTS_PAYABLE	03/27/2024	40228	RECONCILED	03/28/202	\$	595.00
125067	ACCOUNTS_PAYABLE	03/27/2024	1000379	RECONCILED	03/28/202	\$	6,764.00
125041	ACCOUNTS_PAYABLE	03/27/2024	190115	RECONCILED	03/28/202	\$	1,011.22
125056	ACCOUNTS_PAYABLE	03/27/2024	832932	RECONCILED	03/28/202	\$	44.00
125051	ACCOUNTS_PAYABLE	03/27/2024	831698	RECONCILED	03/29/202	\$	125.00
125021	ACCOUNTS_PAYABLE	03/27/2024	30240	RECONCILED	03/28/202	\$	262.52
125057	ACCOUNTS_PAYABLE	03/27/2024	833324	RECONCILED	03/28/202	\$	3,420.00
125058	ACCOUNTS_PAYABLE	03/27/2024	833443	OUTSTANDING		\$	2,696.00
125074	ACCOUNTS_PAYABLE	03/27/2024	1000749	OUTSTANDING		\$	1,250.00
125020	ACCOUNTS_PAYABLE	03/27/2024	30117	RECONCILED	03/28/202	\$	73.48
125022	ACCOUNTS_PAYABLE	03/27/2024	30382	RECONCILED	03/28/202	\$	15,904.66
125047	ACCOUNTS_PAYABLE	03/27/2024	230417	RECONCILED	03/28/202	\$	4,350.00
125017	ACCOUNTS_PAYABLE	03/27/2024	10415	OUTSTANDING		\$	42,899.03
125062	ACCOUNTS_PAYABLE	03/27/2024	1000250	RECONCILED	03/28/202	\$	1,000.00
125048	ACCOUNTS_PAYABLE	03/27/2024	803379	RECONCILED	03/28/202	\$	10.63
125042	ACCOUNTS_PAYABLE	03/27/2024	190142	OUTSTANDING		\$	82.11
125075	ACCOUNTS_PAYABLE	03/27/2024	1000763	OUTSTANDING		\$	951.90

125054	ACCOUNTS_PAYABLE	03/27/2024	832850	RECONCILED	03/28/202	\$	9,960.00
125028	ACCOUNTS_PAYABLE	03/27/2024	70438	RECONCILED	03/28/202	\$	38.28
125027	ACCOUNTS_PAYABLE	03/27/2024	50183	OUTSTANDING		\$	1,200.00
125036	ACCOUNTS_PAYABLE	03/27/2024	160219	RECONCILED	03/28/202	\$	738.48
125055	ACCOUNTS_PAYABLE	03/27/2024	832931	RECONCILED	03/28/202	\$	7,166.61
125066	ACCOUNTS_PAYABLE	03/27/2024	1000362	OUTSTANDING		\$	820.00
125043	ACCOUNTS_PAYABLE	03/27/2024	200240	RECONCILED	03/28/202	\$	43.44
125030	ACCOUNTS_PAYABLE	03/27/2024	100208	OUTSTANDING		\$	2,654.35
125050	ACCOUNTS_PAYABLE	03/27/2024	831579	RECONCILED	03/28/202	\$	11,250.00
125071	ACCOUNTS_PAYABLE	03/27/2024	1000498	OUTSTANDING		\$	11,448.12
125065	ACCOUNTS_PAYABLE	03/27/2024	1000324	RECONCILED	03/28/202	\$	1,102.28
125059	ACCOUNTS_PAYABLE	03/27/2024	1000176	RECONCILED	03/28/202	\$	2,740.70
125046	ACCOUNTS_PAYABLE	03/27/2024	220110	RECONCILED	03/28/202	\$	280.07
125076	ACCOUNTS_PAYABLE	03/27/2024	1000771	RECONCILED	03/29/202	\$	5,250.00
0	ACCOUNTS_PAYABLE	03/31/2024	900047	RECONCILED	03/31/202	\$	1,950.06
0	ACCOUNTS_PAYABLE	03/31/2024	900039	RECONCILED	03/31/202	\$	31,671.22
0	ACCOUNTS_PAYABLE	03/31/2024	900050	RECONCILED	03/31/202	\$	12,874.82
0	ACCOUNTS_PAYABLE	03/31/2024	900008	RECONCILED	03/31/202	\$	454,579.00
0	ACCOUNTS_PAYABLE	03/31/2024	900016	RECONCILED	03/31/202	\$	30,939.12
0	ACCOUNTS_PAYABLE	03/31/2024	900017	RECONCILED	03/31/202	\$	2,531.92
0	ACCOUNTS_PAYABLE	03/31/2024	900017	RECONCILED	03/31/202	\$	89,146.00
0	ACCOUNTS_PAYABLE	03/27/2024	900016	RECONCILED	03/31/202	\$	287,266.00
125077	ACCOUNTS_PAYABLE	03/28/2024	1000773	OUTSTANDING		\$	2,168.80
0	ACCOUNTS_PAYABLE	03/31/2024	900022	RECONCILED	03/31/202	\$	2,672.54